



2023 LINE
PRE-CATALOG



GAZZETTA DELLA STRADA

COMPLETE BIKE

The classical cult re-interpretation of the randonnée bike has moved to flat bar and disc brake in a very urban oriented edition. Quite a piece of news, isn't it? The comfort-focused racing geometry has been maintained and provided with a more urban and safety focused position, in order to be visible and keep anything at eye-sight: an ergonomic handlebar, completed with Cinelli ergo grips, guarantees the most comfortable handling experience. Gazzetta della strada now features the disc brake for the most efficient and safe braking in every condition, on 35c Flintridge tyres, thanks to the added tyre clearance.

COLOR: Blue Sea

BIKE
WEIGHT (M)
12,5 Kg

MAX TYRE
44 mm

FORK RAKE
55 mm

URBAN MOBILITY



TOURING

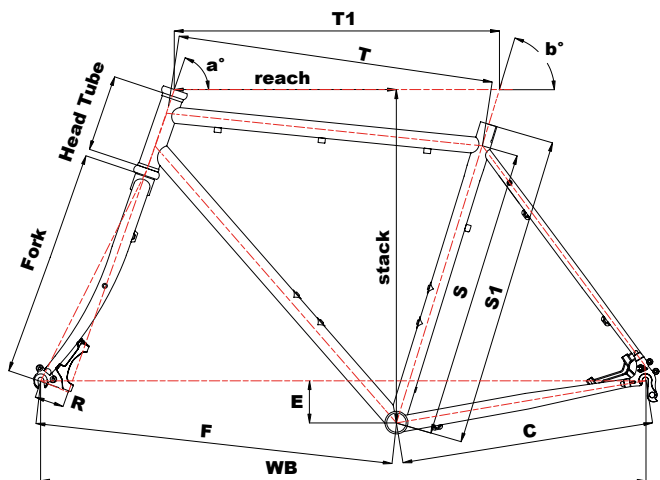


LOAD CAPACITY



GRAVEL





GEOMETRY

	S1	S	T1	T	H/T	A	B	R	C	F	WB	E	FORK	STACK	REACH
XS	480	440	520	507	80	70	73	55	440	590	1018	75	400	531	360
S	520	480	545	531	110	71	73	55	440	604	1033	75	400	563	373
M	550	510	564	552	135	71	73	55	440	624	1053	75	400	587	385
L	580	540	591	577	160	71.5	72.5	55	440	640	1069	75	400	612	398
XL	600	560	611	596	185	72	72.5	55	440	657	1086	75	400	638	410

ASSEMBLY

MICROSHIFT

Handlebar	Cinelli Flat Handlebar Ø 31,8 / XS 560 - S 560 - M 560 - L 560 - XL 560
Stem	Cinelli 6061 Ø 31,8 / XS 100 - S 100 - M 110 - L 110 - XL 110
Seatpost	Cinelli 6061 Ø 27,2 L 300
Shifters	Microshift SL-M859 / 2x9 Speed
Brakes	Tektro MD-M280
Rotors	Tektro TR160 160mm
Ft. derailleur	Microshift (FD-T392-B)
R. derailleur	Microshift (RD-M46L) / 9 Speed
Crankset	FSA Vero Compact / 46-36T / XS 170 - S 170 - M 170 - L 175 - XL 175
B. Bracket	FSA (BB-7420ST) / BSA 68mm
Cassette	Shimano (CS-HG400) / 9 Speed / 11-34T
Chain	KMC X9
Wheelset	Shining (AS19) / Formula HUB (RX-25/26)
Tyres	Kenda Flintridge 700X35c
Saddle	Cinelli SSM Era
Tape	Cinelli VLG 1192

FRAME SPECS

Sizes	XS (48) - S (52) - M (55) - L (58) - XL (60)
Material	Columbus Cromor Double Butted Steel
Headset	EC 34/28,6 EC 34/30
Seatpost	Ø 27,2 mm
Seat Clamp	Clamp Ø29,8 mm
BB Shell	BSA 68 mm
Ft. derailleur	Clamp on Ø28,6 mm
Routing	External
Color	Blue Sea
Tyre Clear.	Up to 700x40 With Fenders - Up to 700x44 Without Fenders
Fork	Columbus Cr-Mo Steel 1"-1/8
Weight	Frame 2150 g. (size M) Fork 1050 g. (uncut)
Brake	Disc, Post Mount
Dropouts ST	Front QR 100mm - Rear QR 135mm
Highlights	Front Rack Middle Fork - Rear Rack Eyelet / Fender Eyelet



DISC BRAKE EFFICIENCY The mechanical disc brake is the most recent feature of the Gazzetta della strada. Riding through the city requires an added attention to fast breaking performance so the rim brakes give way to disc brakes which are proved to work under any condition and with the user friendly presence of the quick release. Stylish safety, with the signature winged dropouts.

COLUMBUS TUBING Prestigious Columbus Cromor double butted steel tubeset is always the soul of the Gazzetta della strada: 100 years of guaranteed quality. The tubes are thinner and thicker according to the needs of forces in different areas of the frame.

MESSANGER RACK The messenger front flat rack with dedicated eyelets is the perfect needed complement to carry stuff and packs in agility during urban rides and commuting.



BIKE
WEIGHT (M)
14,2 Kg

BOTTOM
BRACKET
BSA

MAX TYRE
42 mm

COMPLETE BIKE

Hobootleg is the iconic Cinelli travel bicycle. Perfected during the Tour d'Afrique in 2012 and 2013, it won a Guinness World Record together with Paola Gianotti and adds more than a million kms in adventures all over the world.

Its restless reliability is like no other.

Columbus Cromor double-buttet tubing treated with electrophoretic deposition, Tubus front and rear racks, bar-end-shifters, custom top ovalized handlebar are just the beginning of the hobo adventure.

COLOR: Red Right Hand



URBAN MOBILITY



TOURING

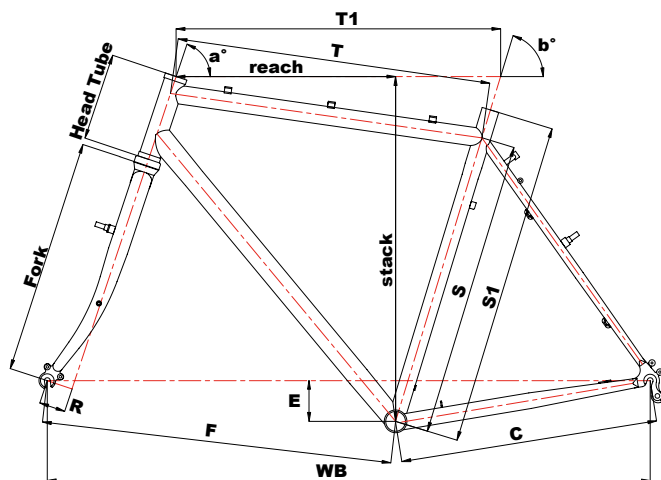


LOAD CAPACITY



GRAVEL





GEOMETRY

	S1	S	T1	T	H/T	A	B	R	C	F	WB	E	FORK	ST.OV	STACK	REACH
S	490	440	520	504	105	70	74	45	420	594	1025	70	410	765	549	362
M	530	480	540	523	125	71	73.5	45	420	600	1031	70	410	785	572	370
L	560	510	560	543	145	71.5	73	45	420	610	1041	70	410	819	593	379
XL	590	540	580	563	165	71.5	72.5	45	420	625	1055	70	410	842	612	387
XXL	610	560	600	579	185	72	72	45	420	634	1064	70	410	866	643	391

ASSEMBLY

MICROSHIFT

Handlebar	Cinelli Bootleg Ø 31.8 - Drop 116 mm - Reach 75 mm - Flare angle 10° / S 38 - M 40 - L 40 - XL 40 - XXL 42
Stem	Cinelli Bootleg Ø 31.8 - Angle 6° - H 40 mm / S 90 - M 100 - L 110 - XL 110 - XXL 110
Seatpost	Cinelli 6061 Ø 27.2 - L 350
Shifters	Right & Left Microshift (BS-T09) Bar End Shifter / 9 Speed Micro Index Right - 2/3 Speed Index Friction Left
Brakes	Front & Rear Tekro (992AB) / Road Racing Lever Tekro (RL340)
Rotors	/
Ft. derailleur	Shimano Sora (FD-R3030) - 9 Speed - Band Type Ø 34.9
R. derailleur	Microshift (RD-M46L) - 9 Speed
Crankset	Prowheel Zephyr-701 / 48-36-26t / S 170 - M 170 - L 175 - XL 175 - XXL 175
B. Bracket	Fsa (BB-7420ST) / BSA 68 mm
Cassette	Microshift - 9 Speed - 11-34t
Chain	Kmc (Z9)
Wheelset	Front & Rear Alex (DH19) - 36h - Shimano Hub (HB-RS300) - 28" Size S to XXL
Tyres	WTB Riddler 700x37c Tan Sidewall
Saddle	WTB Volt
Tape	Cinelli Cork

FRAME SPECS

Sizes	S (49) - M (53) - L (56) - XL (59) - XXL (61)
Material	Columbus Cromor Double Butted Steel
Headset	EC 34/28.6 EC 34/30
Seatpost	Ø 27.2 mm
Seat Clamp	Ø 29.8 mm
BB Shell	BSA 68 mm
Ft. derailleur	Clamp Ø 28.6 mm
Routing	External, Full Length Housing
Color	Red Right Hand
Tyre Clear.	Up to 700x40 mm With Fenders
Fork	Columbus Cr-Mo Steel 1-1/8"
Weight	Frame 2300 g. (size M) - Fork 1250 g. (uncut)
Brake	Cantilever
Dropouts ST	Rear QR 130 mm - Front QR 100mm
Highlights	EDP / Ergo Steering Stop / Bar End Shifters / Ft & Re, Tubus Rack

ERGO STEERING STOP AND EXTERNAL CABLE ROUTING Steering limitation system (Ergo Steering Stop) that prevents contact of the handlebar with the top tube of the frame preventing damage. Cable routing above the top tube protects the cables from mud and dirt always allowing optimum operation of the derailleur and brakes.

EDP PROTECTION Electro Deposition Painting - Extremely uniform thickness internal and external coating of the frame tubes that protect from rust formation.

THE TRAVEL MACHINE DETAILS Increased wheel clearance allows the assembly of the fenders and tires up to 40 mm to tackle any terrain with confidence, also in the darkness due to reflective bands. Shimano Deore 9-speed group to easily overcome the steepest of climbs with heavy panniers. TUBUS carriers can haul up to 40 kg of load in the rear and 18 kg in the front. Two spare spokes have the duty of chainstay. The triple butted Columbus Cromor tubes undergo a special anti-corrosion treatment internally and externally to provide total protection against the elements.

BAR END FINE TUNING Rugged bar-end shifter is less prone to damage with respect to integrated shifter brake. In the event of poor shifting, the bar-end shifter can switch from index to manual shifting to ensure clean shifts at all times.



HOBOTLEG GEO

COMPLETE BIKE

The new Hobo GEO reaches the most mature and adventure reckless version ever: flared curve, tires up to 29x3.0, "anything you need eyelet" new fork, Shimano 2 front chainrings set up and easy maintenance hydraulic disc brake caliper coupled with a mechanical actuator. Three years of tests with the most expert and demanding off-road bike travellers lead to a revisited geometry and added the necessary features for this bike to be a pioneer in the explosive sector of self sufficiency travel.

COLOR: Sunrise

BIKE
WEIGHT (M)
12,2 Kg

BOTTOM
BRACKET
BSA

MAX TYRE
29X3,0"
27,5X3,0"

URBAN MOBILITY



TOURING

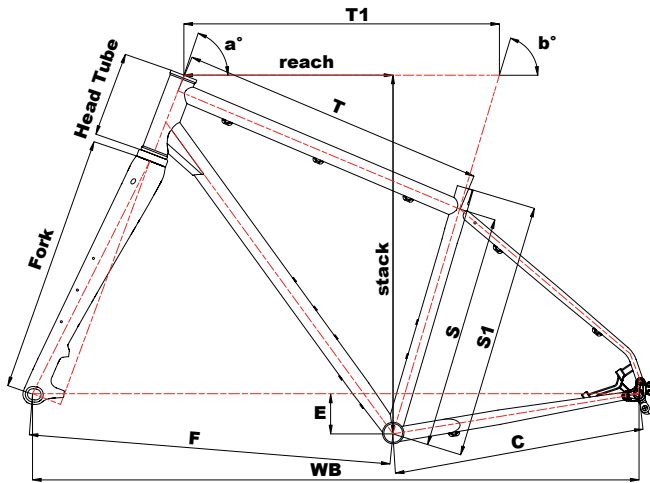


LOAD CAPACITY



GRAVEL





GEOMETRY

	S1	S	T1	T	H/T	A	B	R	C	F	WB	E	FORK	STACK	REACH
S	400	360	540	533	133	68	74	45/50	450	642	1083	70	468	620	362
M	460	420	570	552	153	69	73.5	45/50	450	657	1098	70	468	644	379
L	510	470	600	576	173	69	73	45/50	450	682	1123	70	468	663	397
XL	550	510	620	593	193	69	72.5	45/50	450	697	1138	70	468	682	405

ASSEMBLY

SHIMANO TIAGRA MIX 2X

Handlebar	Cinelli Largo / Ø 31.8 / XS 560 - S 560 - M 560 - L 560 - XL 560
Stem	Cinelli 6061 Ø 31.8 Angle 6° H 40 mm / S 90 - M 90 - L 100 - XL 100
Seatpost	Cinelli 6061 Ø 27.2 L 350
Shifters	Shimano Tiagra ST-4700
Brakes	TRP HY/RO (MD-C705C)
Rotors	TRP TR-29
Ft. derailleur	Microshift FD-FD-M612-B
R. derailleur	Shimano Tiagra RD-4700-Gs / 10 Speed / Long Cage
Crankset	Prowheel (MPL-501-TT) / 36/26T / S 170 - M 170 - L 175 - XL 175
B. Bracket	Shimano (SM-BB52) / BSA 73 mm
Cassette	Shimano CS-HG500-10 / 10 Speed / 11-34T
Chain	Kmc X10
Wheelset	Shining (DB-30) 6 Bolt / Formula Hub Ft. (DC-711) Re. (DHT-I485)
Tyres	WTB Ranger / 29x2.25 / Tan Sidewall
Saddle	WTB Volt
Tape	Cinelli Cork

FRAME SPECS

Sizes	S (40) - M (46) - L (51) - XL (55)
Material	Columbus Cromor Double Butted Steel
Headset	ZS 44/28.6 EC 44/30
Seatpost	Ø 27.2 mm
Seat Clamp	Ø 29.8 mm
BB Shell	BSA 73 mm
Ft. derailleur	Clamp on Ø 28.6 mm
Routing	External, Full Length Housing
Color	Sunrise
Tyre Clear.	Up to 29x3.0 / 27.5x3.0
Fork	Columbus Carbon Futura Adventure
Weight	Frame 2500 g. (size M) Fork 550 g. (uncut)
Brake	Post Mount Disc Brake, Rotor Size Up To 180 mm
Dropouts ST	Rear TA Ø 12x142mm - M12x165 / Front TA Ø 15x110mm - M15x150
Highlights	Rear Rack Eyelets / Anything Cage Eyelets / Dynamo Housing



Hobo GEO was born for those who want to challenge themselves in self-sufficiency travel. Created not to fear mountain gradients and trails, gives back a high performance driving experience in single tracks and is extremely governable also at full load. Now featuring Columbus Adventure Carbon fork with double rake system, internal dynamo cable guides, bikepacking eyelets and 15mm boost thru axle.

DOUBLE-RAKE NEW COLUMBUS CARBON FORK Columbus Adventure Carbon fork upgrades the previous Geo model to a new sophisticated generation of adventure bikes. The adaptable rake system, alongside with a great loading capacity, allows the fine tuning of balance reactivity and handling, based on terrain and luggage.

NEW SADDLE The WTB Volt saddle, with its whale tale rear and chromoly trails, adds comfort and durable reliability to long rides

WTB TYRES The abundant clearance up to 29 x 3,0" welcomes WTB Ranger 29"x 2,25 tyres with an extraordinary grip combined to lightness and fast rolling capability.



HOBOTLEG EASY TRAVEL

COMPLETE BIKE

The easy Hobo, for those who prefer STI levers to 'bar end' and lighter racks for a less extreme travelling. Same 3x crankset (50/39/30) and same Shimano 9 speed cassette (11-34) as the elder sister. Alex wheels with all black WTB Riddler 700x37C tires. From the use of double-buffed Columbus tubes, to the electrophoretic deposition process, the full length external cable routing for easier maintenance, the custom ovalized Cinelli handlebar, every details calls for travelling. Now displaying disc brake with quick release to get all the good of travelling, making all the rest easy.

COLOR: Yellow Line

BIKE
WEIGHT (M)
12,6 Kg

BOTTOM
BRACKET
BSA

MAX TYRE
44 mm

URBAN MOBILITY



TOURING

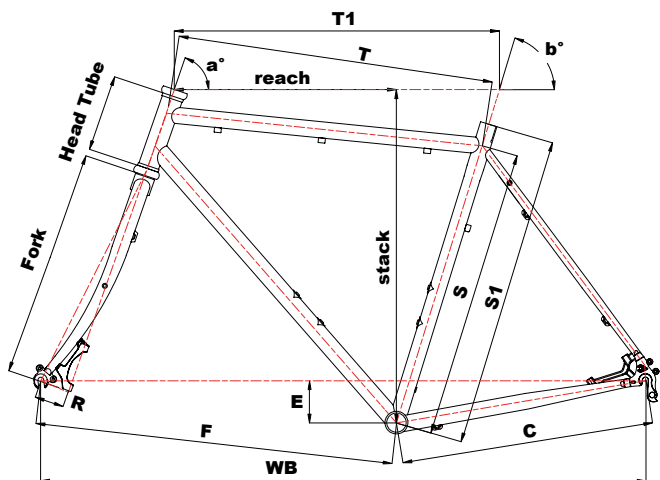


OFFROAD



GRAVEL





GEOMETRY

	S1	S	T1	T	H/T	A	B	R	C	F	WB	E	FORK	STACK	REACH
XS	480	440	520	507	80	70	73	55	440	590	1018	75	400	531	360
S	520	480	545	531	110	71	73	55	440	604	1033	75	400	563	373
M	550	510	564	552	135	71	73	55	440	624	1053	75	400	587	385
L	580	540	591	577	160	71.5	72.5	55	440	640	1069	75	400	612	398
XL	600	560	611	596	185	72	72.5	55	440	657	1086	75	400	638	410

ASSEMBLY

SHIMANO SORA STI 3X9 SPEED

Handlebar	Cinelli 6061 Handlebar / Ø 31.8 / Drop 116mm - Reach 75mm / Flare Angle 10° / XS 38 - S 40 - M 40 - L 40 - XL 42
Stem	Cinelli 6061 Stem / Ø 31.8 / Angle 6° / H 40mm / XS 90 - S 100 - M 110 - L 110 - XL 110
Seatpost	Cinelli 6061 Seat Post / Ø27.2 / L350
Shifters	Right Shimano Sora (ST-R3000) / 9 speed - Left Shimano Sora (ST-R3030) / 3 speed
Brakes	TRP MD-C605C
Rotors	Tektro TR160 160mm
Ft. derailleur	Shimano Sora (FD-R3030) / 9 Speed / Band-Type
R. derailleur	Shimano Sora (RD-R3000) / 9 Speed
Crankset	FSA Tempo (Ck201TTT) / 50/39/30T / XS 170 - S 170 - M 175 - L 175 - XL 175
B. Bracket	FSA (BB-7420ST) / BSA 68mm
Cassette	Shimano (CS-HG400-9) / 9 Speed / 11-34T
Chain	KMC (Z9)
Wheelset	Shining (AS19) / Formula HUB (RX-25/26)
Tyres	Kenda Flintridge 700X35c
Saddle	WTB Volt
Tape	Cinelli Cork

FRAME SPECS

Sizes	XS (48) - S (52) - M (55) - L (58) - XL (60)
Material	Columbus Cromor Double Butted Steel
Headset	EC 34/28.6 EC 34/30
Seatpost	Ø 27.2 mm
Seat Clamp	Clamp Ø29.8 mm
BB Shell	BSA 68 mm
Ft. derailleur	Clamp on Ø28.6 mm
Routing	External
Color	Yellow Line
Tyre Clear.	Up to 700x40 With Fenders - Up to 700x44 Without Fenders
Fork	Columbus Cr-Mo Steel 1"-1/8
Weight	Frame 2150 g. (size M) Fork 1050 g. (uncut)
Brake	Disc. Post Mount
Dropouts ST	Front QR 100mm - Rear QR 135mm
Highlights	Front Rack Middle Fork - Rear Rack Eyelet / Fender Eyelet

COLUMBUS QUALITY Columbus Cromor tubeset is the guarantee for quality, since 1919. The electrophoretic deposition process protects the frame from rust and corrosion and the double butted tubing ensure the proper thickness where necessary while being thinner – i.e. lighter – where no particular effort is needed.

EASY GEAR Shimano 9s cassette joins forces with a 3x FSA Tempo crankset to provide the ride with the needed gear in any situation. Quick release system for the easy maintenance of the rear zone of the bicycle.

STI LEVERAGE makes things simple for those who do not get used to bar ends. No problem. The full length external cable routing helps cleaning and maintenance operations.





GRUPPO SRL - CINELLI DIVISION

VIA G. DI VITTORIO 21 - 20049 CALEPPIO DI SETTALA (MI) - ITALY

TEL +39-02-95244.1 FAX +39-02-95244.239

www.cinelli.it - info@cinelli.it

The information published in this catalogue are indicative, not binding. Gruppo S.r.l. - Cinelli Division reserves the right to make changes and improvements without prior notice.

